PI-K812M20



SPECIFICHE TECNICHE / *TECHNICAL DATA*

Versione unità *Type Unit*	*Doppia guida verticale* *Double vertical guide*
Sezione portante *Structure Section*	*80x120*
Dimensioni guide *Rail Size*	*20*
Cinghia *Belt*	*AT10-50*
Velocità *Speed*	*4 (m/sec)*
Accelerazione *Acceleration*	*30 (m/sec²)*
Ripetibilità *Repeatability*	*0.1 (mm)*

DATI PULEGGIA / *PULLEY DATA*

Puleggia *Pulley*	*Z28*
Ø Primitivo puleggia *Ø Pulley Primitive*	*89.12 [mm]*
Passo per giro puleggia *Step for Pulley turn*	*280 [mm]*
Coppia a vuoto *Starting Torque*	*3.0 [Nm]*

PESI / *WEIGHTS*

Modulo corsa zero *Module zero travel*	*30.8 kg*
Peso barra corsa zero *Zero stroke bar weight*	*12.3 kg*
Peso 100mm lineare *Linear weight 100mm*	*1.6 kg*
Peso del carro *Carriage weight*	*18.5 kg*

CONDIZIONI DI ESERCIZIO CONSIGLIATE / *RECCOMENDED OPERATING CONDITIONS*

Momento dinamico *Dynamic Moment*	**Mx** *964.4* Nm	**My** *2368.8* Nm	**Mz** *2538.8* Nm
Forze statiche *Static forces*	**Fy** *4616* N	**Fz** *4616* N	
Carico a trazione *Tensile load*	**Fx** *4000* N		

* Il valore Fx si riferisce al carico applicabile alla puleggia, e non al valore di carico ammissibile dalla cinghia. Tale valore è calcolato sulla base del tipo di cinghia e del numero di denti della puleggia.
* The Fx value refers to the load applicable to the pulley, and not to the allowable load value of the belt. This value is calculated on the basis of the type of belt and the number of pulley teeth.

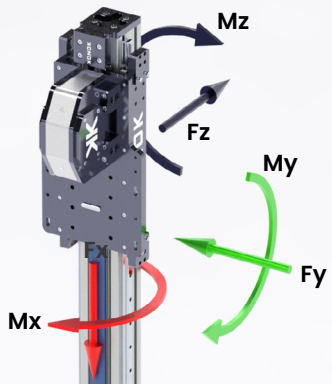

I valori dinamici indicati non corrispondono alle massime capacità di carico teoriche. Sono stati calcolati considerando fattori di sicurezza adatti alle automazioni industriali. In caso di sollecitazioni massime contemporanee si prega di contattare il servizio tecnico.
The dynamic values indicated do not correspond to the theoretical maximum load capacities. They have been calculated considering safety factors suitable for industrial automation. In case of simultaneos maximum stresses, please contact the technical service.

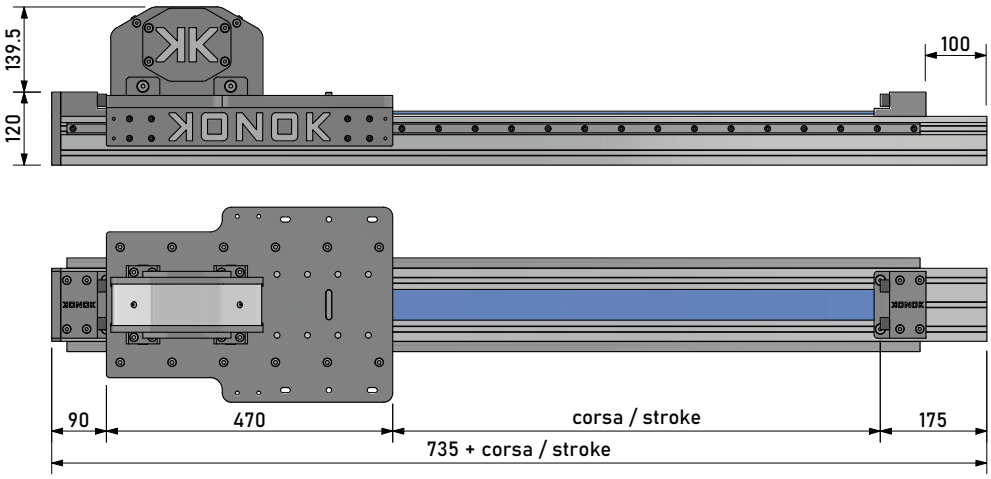

PAG. *155*

SEZIONE PORTANTE / *STRUCTURAL SECTION*

Momento d'inerzia *Moment of inertia*	Ix	*226.7 cm⁴*
Momento d'inerzia *Moment of inertia*	Iy	*490.6 cm⁴*
Modulo resistenza flessione *Flexural Modulus*	Wx	*56.7 cm⁴*
Modulo resistenza flessione *Flexural Modulus*	Wy	*81.8 cm⁴*
Peso lineare *Linear Weight*		*8.3 Kg/m*
Tipo cava *Hollow Type*	8.2 4.0	*08-PK*



PI-K812M20

DIMENSIONI / *DIMENSIONS*

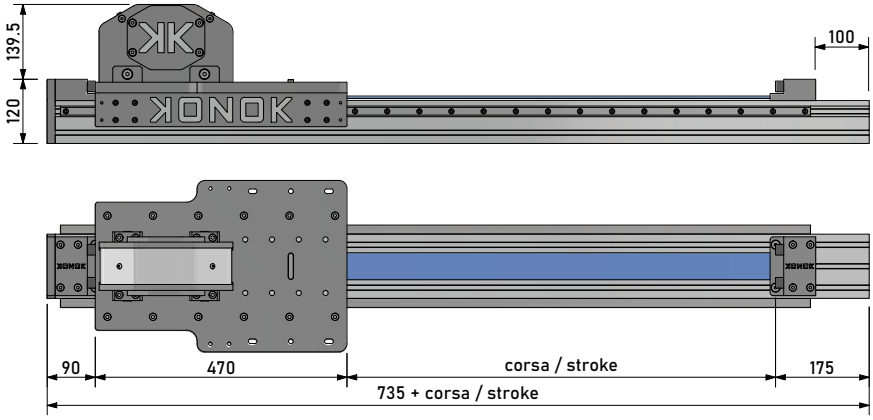

DIMENSIONI CARRO / *CARRIAGE DIMENSIONS*

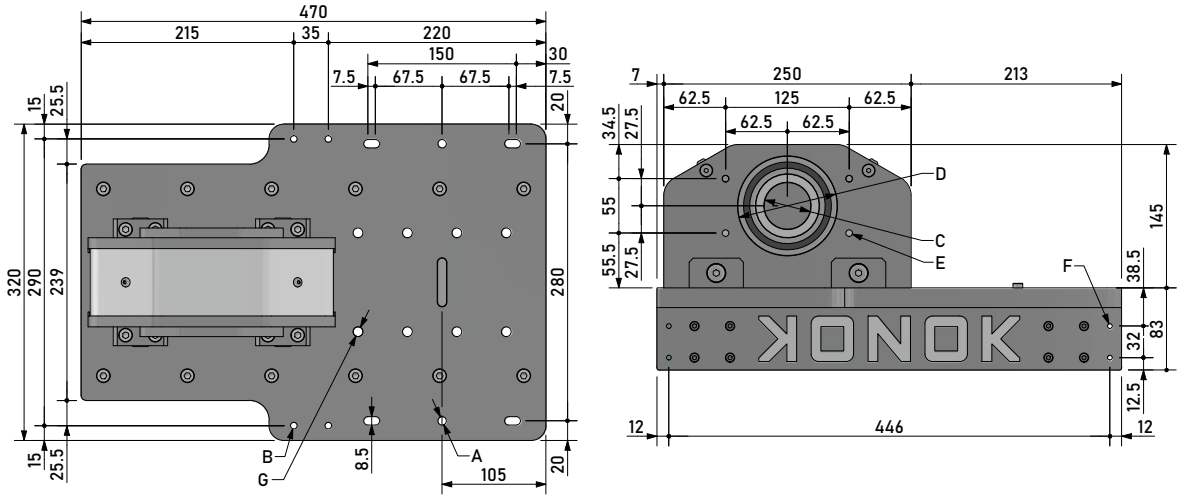

DIMENSIONI TESTATA MOTORE / *MOTOR HEAD DIMENSIONS*

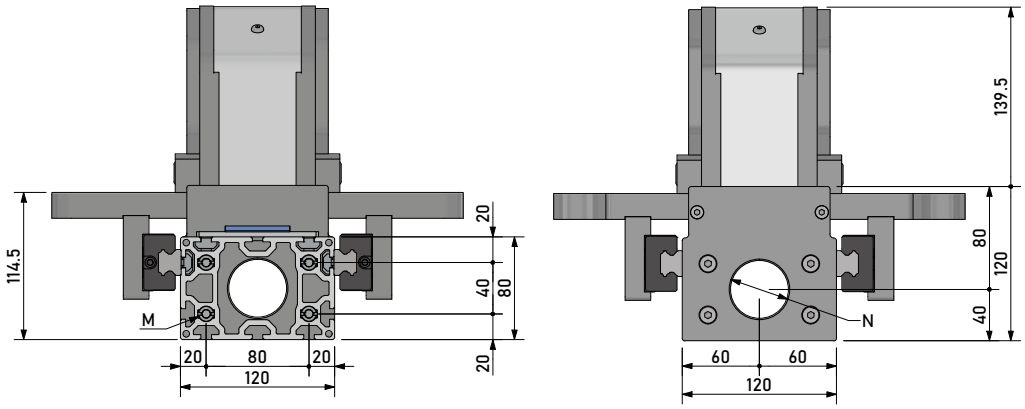

NOME / NAME	A	B	C	D	E	F	G	M	N
Ø - FILETTO / Ø - THREAD	2x Ø8.5	4x M8	Ø47 H7	Ø100 h7	4x M8	4x M6	8x Ø10 M7	4x M8	Ø47
PROFONDITÀ / DEPTH	PASSANTE / THRU-HOLE	20	PASSANTE / THRU-HOLE	/	15	15	PASSANTE / THRU-HOLE	25	PASSANTE / THRU-HOLE
SPORGENZA / SPORGENZA	/	/	/	2	/	/	/	/	/